

Valve connectors - SAC-3P-MS/A-1L-Z SCO - 1458525


Please be informed that the data shown in this PDF Document is generated from our Online Catalog. Please find the complete data in the user's documentation. Our General Terms of Use for Downloads are valid (<http://phoenixcontact.com/download>)



Valve connectors, 3-position, Plug straight M12 SPEEDCON, A-coded, on Valve connector A, with 1 LED, connected with Z diode



Key Commercial Data

Packing unit	1 STK
GTIN	 4 046356 638975
GTIN	4046356638975

Technical data

Dimensions

Central screw valve connector	M3 x 29
-------------------------------	---------

Ambient conditions

Ambient temperature (operation)	-25 °C ... 85 °C (valve plug)
Degree of protection	IP65
	IP67

General

Rated current at 40°C	4 A
Rated voltage	24 V AC
	24 V DC
Number of positions	3
Insulation resistance	≥ 100 MΩ
Coding	A - standard
Standards/regulations	M12 connector IEC 61076-2-101
	Valve connector EN 175301-803
Status display	Yellow LED
Protective circuit/component	Z diode
Pulse power W_{max}	40 W (at 100 μs square-wave pulse)

Valve connectors - SAC-3P-MS/A-1L-Z SCO - 1458525

Technical data

General

Reverse voltage	50 V
Overvoltage category	II
Degree of pollution	3
Connection method	M12 connector
Insertion/withdrawal cycles	50 Valve connector
	≥ 100 M12 connector
Torque	0.6 Nm (Valve connector)

Material

Flammability rating according to UL 94	HB
Contact material	CuSn
Contact surface material	Ni/Au
Contact carrier material	PA66
Valve plug contact material	CuSn
Valve plug contact surface material	Sn
Valve plug contact insert material	PA 6.6
Material housing valve plug	TPU
Material, knurls	Zinc die-cast, nickel-plated
Sealing material	TPU (Seal molded)

Standards and Regulations

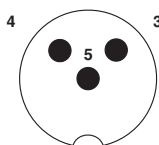
Standard designation	M12 connector
Standards/regulations	IEC 61076-2-101
Standard designation	Valve connector
Standards/regulations	EN 175301-803
Flammability rating according to UL 94	HB

Environmental Product Compliance

REACH SVHC	Lead 7439-92-1
China RoHS	Environmentally Friendly Use Period = 50
	For details about hazardous substances go to tab "Downloads", Category "Manufacturer's declaration"

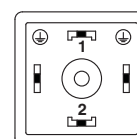
Drawings

Schematic diagram



Pin assignment M12 plug, 3-pos., A-coded, view male side

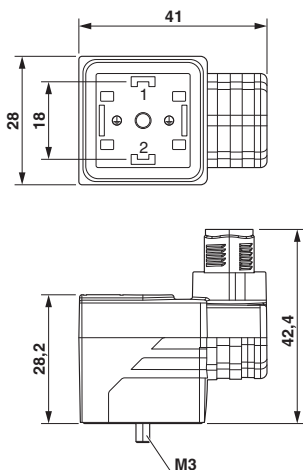
Schematic diagram



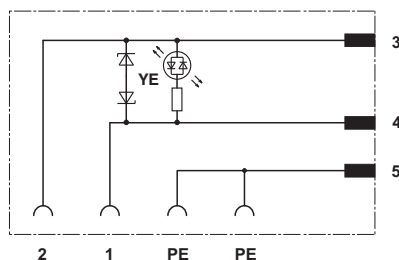
Valve connector pin assignment, type A

Valve connectors - SAC-3P-MS/A-1L-Z SCO - 1458525

Dimensional drawing



Circuit diagram



Contact assignment of the valve plug adapter

Approvals

Approvals

Approvals

EAC / DNV GL

Ex Approvals

Approval details

EAC		RU C- DE.AI30.B.01102
-----	--	--------------------------

DNV GL	http://exchange.dnv.com/tari/	TAE00002K4
--------	---	------------

Phoenix Contact 2018 © - all rights reserved
<http://www.phoenixcontact.com>

PHOENIX CONTACT GmbH & Co. KG
Flachsmarktstr. 8
32825 Blomberg
Germany
Tel. +49 5235 300
Fax +49 5235 3 41200
<http://www.phoenixcontact.com>